



AUBURN

UNIVERSITY

SCHOOL OF NURSING

Student/Parent Advising Handbook

TABLE OF CONTENTS

General Advising Information	Pages 4-6
Student Resource	Page 7
Registering for Courses	Page 8-9
Waitlisting	Page 10
Academic Policies	Page 11
Course Exemptions	Pages 12-13
Placement Test	Page 14
Nursing Admissions	Pages 15-16
Tuition & Fees	Page 17
FERPA	Page 18
Ways To Be Involved	Page 19
Common Terms	Page 20
FAQ	Page 21
Forms & Links	Page 22

ADVISING INFORMATION

Academic advising at Auburn University is a student-centered, collaborative process which engages students in the clarification of their life/career goals and in the development of educational plans for the realization of these goals. It is a decision-making process intended to promote academic, personal, and professional development, while considering diverse interests, abilities, and goals. It is ongoing, multifaceted, and the responsibility of both student and advisor. The advisor serves as a facilitator of communication, a coordinator of learning experiences through course and career planning and academic progress review, and an agent of referral to other campus agencies as necessary



Pam Hennessey

Academic Advisor
hennep@auburn.edu

- Advising
- Change of Major
- Learning Community Course Leader
- Athlete/ROTC students



Stephanie Wood

Student Services Coordinator
stephaniewood@auburn.edu

- Prospective Students
- Transfer Students
- Scholarships
- Student Ambassador Advisor



Brandi Long

bml0004@auburn.edu

- Admissions
- Interview Process
- MSN Program

THINGS YOU MIGHT VISIT OUR OFFICE FOR:

- Advising Appointment
- Turn in your nursing application
- Clear you for graduation
- Obtain Dean or Associate Dean's signature for student documents
- Changing your major

Contact Information

Office Hours:

7:45 am-11:45 am; 12:45pm-4:45pm

108 Miller Hall · Phone: 334-844-5665

Email: auson@auburn.edu

ADVISING INFORMATION (CONT.)

MAKE AN APPOINTMENT WITH A NURSING ADVISOR

Visit our webpage for the “Make an Appointment” link

(<http://www.auburn.edu/academic/nursing>).

- Use your Global User ID (first part of auburn email) and password
- Select a day, time, and advisor that fits best with your schedule.

HOW TO PREPARE FOR YOUR ADVISING APPOINTMENT

- Write questions to ask advisor
- Run a degree audit using DegreeWorks & bring to your appointment
- Take notes
- Plan what you want to take the next two semesters

ACADEMIC HELP

http://www.auburn.edu/academic/provost/undergrad_studies/support

- **Study Partners:** http://www.auburn.edu/academic/provost/undergrad_studies/support/study_partners/
- **Supplemental Instruction:** http://www.auburn.edu/academic/provost/undergrad_studies/academic_support/si/
- **Study Smart:** http://www.auburn.edu/academic/provost/undergrad_studies/support/academic_support/Instructions%20for%20Registering%20for%20OSS%20Summer%202013.pdf
- **Tutoring Website:** http://www.auburn.edu/academic/provost/undergrad_studies/support/study_partners/makeappt.html
- **Private Tutor:** http://www.auburn.edu/academic/provost/undergrad_studies/support/academic_support/privatetutoring.html

ADVISING INFORMATION (CONT.)

TRANSIENT INFORMATION

Transient Information: http://www.auburn.edu/administration/registrar/helpful_resources/enrollment/transient-approval.html

An Auburn student in good standing may be approved to take courses at another institution on a transient basis for one term. In order to do so, you must first fill out the transient form online.

** You must have a 2.0 GPA to access the online transient form. If you do not, see your advisor.

- To access the online transient form you will need to first log into Tigeri.
- Choose "Student Main Menu".
- From the available options, choose "Transient Enrollment for Auburn Students at Other Institutions".
- Read the Transient Enrollment Guidelines carefully. The online form may not be appropriate for every situation.
- Choose the term, state, and institution you wish to take courses as a transient student, and click the Search button.
- When the correct courses are listed, click "Proceed to Transient Form" to produce and print the form.

*If you have issues printing, you may need to try a different browser or adjust your print settings.

Mail or hand deliver the form to the institution you plan to attend.

After completion of transient course, it's the student's responsibility to request that a transcript be sent back to Auburn University. Send transcripts to:

Admissions and Operations
108 Martin Hall
Auburn University, AL 36849

If the course you wish to take is not listed on the online transient form, you will need to see your advisor. The respective college/school within the University can issue a "Transient Student Form". The dean or advisor indicates the courses approved to be taken elsewhere. The completed form is taken or mailed by the student to the intended university prior to course enrollment.

STUDENT RESOURCES

1. **Counseling Center:** <http://www.auburn.edu/scs>

Student Counseling Services (SCS), a department in the Division of Student Affairs, is the primary counseling center for Auburn University's undergraduate and graduate student community. The mission of SCS is to provide comprehensive preventative and clinical mental health services to enhance the psychological well-being of individual students, as well as the broader campus culture. We are committed to supporting the academic, retention, and student development missions of Auburn University, so students can have a balanced university experience and take full advantage of the educational opportunities at the university.

2. **Student Affairs:** http://www.auburn.edu/student_info/student_affairs/studentaffairs

Our Mission is to cultivate a healthy and supportive campus environment that engages students, advances learning, encourages leadership, and prepares students for future success

3. **Academic Help :** http://www.auburn.edu/academic/provost/undergrad_studies/support

We are dedicated to helping students refine and strengthen the academic skills necessary for success at Auburn University. The goal of our programs isn't simply to help students pass their classes - we teach students to become independent learners by promoting academic excellence. The strategies that students learn through our programs will enhance their lives at Auburn University and beyond.

- Study Partners, Supplemental Instruction, Study Smart, Tutoring websites

4. **Financial Aid:** http://www.auburn.edu/administration/business_office/finaid/

The Office of Student Financial Services is here to help you begin and fulfill a rewarding educational experience at Auburn. We encourage you to complete the required application(s) as early as possible to ensure that you receive maximum consideration for the aid for which you may qualify

5. **Scholarship:** <http://www.auburn.edu/scholarship/ausom>

Auburn University provides a variety of scholarships to eligible students through the [Auburn University Scholarship Opportunity Manager \(AUSOM\)](#). AUSOM has many useful online features and benefits. Students can easily search, review requirements, apply, and accept awards for available scholarship opportunities, and more! Interested students apply for all institutional scholarships using this online application. Students are only required to complete the AUSOM application once each academic year.

6. **Registrar:** <http://www.auburn.edu/administration/registrar>

7. **GPA Calculator:** <https://cws.auburn.edu/provost/gpacalc/calculator>

Overall GPA: This term refers to all courses taken and the grades in those courses

Pre-Nursing GPA: This term refers to your GPA considering only Nursing pre-requisite grades., both transfer credits and Auburn credit grades will be considered

Auburn GPA: This term refers to the courses only taken at Auburn. No transfer grades will be calculated

Auburn University is on a four-point system. To calculate your GPA, add the total number of credit hours (minus any S/U hrs) and divide this number into the total number of quality points. To determine your total number of quality points, multiply the credit hours for each course by the numerical value of the grade for each course (A = 4, B = 3, C = 2, D = 1, F= 0). Add these numbers together and you will have your total number of quality points. See example below.

Course	Credit Hours	Grade	Quality Points
ENGL1100	3	A (x 4)	12
HIST1010	3	C (x 2)	6
MATH1120	3	B (x 3)	9
BIOL10200	4	B (x 3)	12
	13		39

$$39 \div 13 = 3.00 \text{ GPA}$$

REGISTERING FOR CLASSES

Note 1 – All registration will be via the “tiger i menu” channel that is located on the “tiger i” tab from AU Access. This may be reached by going to the main AU web page, clicking on “Students,” and then clicking on “AU Access.” If you have problems with your password contact the OIT Help Desk at 844-4944.

Note 2 - Summer and fall registrations are held during the same time period. You must select one term at a time for registration. Then, return to the registration menu and select the other term. You cannot submit courses for both summer and fall terms on the same drop/add screen.

IMPORTANT - If you are registering for both terms, you should register for summer first so that pre-requisites will be in place.

I. Tasks to Complete Prior to Registering for Classes

- A. See your advisor if you are required to do so. Be sure to make a note of the alternate registration PIN that you will be given once the visit is complete.
- B. Plan your schedule. Be sure to include alternatives for the most popular classes. Be sure to note the CRNs (call number or line number) of each class you’d like to take (See III.A. below).
- C. Note your time ticket time (See II.A. below). Remember, once your time ticket opens, it will remain open. You can register from that point forward.
- D. Check for holds. Be sure that all holds have been cleared from your records.
 1. Click on the “View Holds” link. See the appropriate offices to clear holds.

II. Verify Your Registration Status & Time Ticket

- A. Go to the “Registration” section under the “tiger i menu” heading.
- B. Click on the “Check Your Registration Status” link (Select the appropriate term if prompted to do so). This will tell you if you are eligible to register.
- C. Your academic standing, hold information, your time ticket and other information relating to your student status are given to you here.

III. Registration Procedures

- A. Search for Classes
 1. Click on “Look Up Classes” in the “Registration ” section of tiger i.
 2. Select the appropriate term in the “Search by Term” field, and then click the “Submit” button.
 3. Select the subject area for the classes you’d like to find. You must select at least ONE subject area.
 4. When you’ve finished making your criteria selections, click the “Class Search” button.
 5. Note – The CRN is the 5 digit number before the course title.
- B. Adding Classes to Your Schedule (Registering)
 1. When you are ready and eligible to register, click on the “Add or Drop Classes” link in the “Registration” section.
 2. Select the appropriate term from the “Select a Term” drop down list, then click on the “Submit” button.
 3. If you are asked for an “Alternate Pin,” you must have seen your advisor and enter the pin number that you were given.
 4. Click on the “Add or Drop Classes” link.
 5. If you’ve already made a note of the CRNs that you’d like to enroll in, type them into the CRN fields at the bottom of the page (1 CRN per field), then click the “Submit Changes” button.
 6. If you still need to search for classes, click the “Class Search” button at the bottom of the screen.

REGISTERING FOR CLASSES (CONT.)

III. Registration Procedures

C. Dropping a Class

1. Access your current schedule via the “Drop or Add Classes” link under the Registration” option.
2. Use the “Action Pull-down list” to select the “Web Drop” option for the class that you’d like to remove from your schedule.
3. Click the “Submit Changes” button.
4. You can drop more than one class at a time by using the action pull down list to select “Web Drop” for the desired classes and clicking “Submit Changes” at the conclusion of your activities.

D. Replacing One Class with Another (Drop/Add at once)

1. Access the Drop or Add Classes worksheet in Banner.
2. Use the “Action Pull-Down list” to select the “drop” option for the class that you’d like to remove from your schedule.
3. Type the CRN of the class that you’d like to replace the first class with in the CRN fields in the “Add Classes Worksheet” area of the screen.
4. Click the “Submit Changes” button.

E. Printing Your Schedule

1. Return to the “Student and Financial Aid” menu.
2. Click on the “Registration” menu.
3. Click on the “Student Detail Schedule” link. – OR – Click on the “Week at a Glance” link.

All Pre-Nursing student with a 2.0 or lower GPA and all first semester students will be blocked from registration until they see an advisor. All students in this category must attend an advising session in order to have their PIN reset for registration.

We will do walk-in advising (no appointment needed). However during high-traffic times, such as registering for classes, appointments are required. Contact us if you are unsure if you need an appointment.

Things to consider when scheduling your classes:

1. 12 hours are considered full time; however, Nursing recommends that you take at least 16 hours of pre-requisites in order to be able to apply to Nursing school on time.
2. Be sure to balance your course load. Science courses are naturally more difficult, be sure to pair these classes with other reasonable classes.

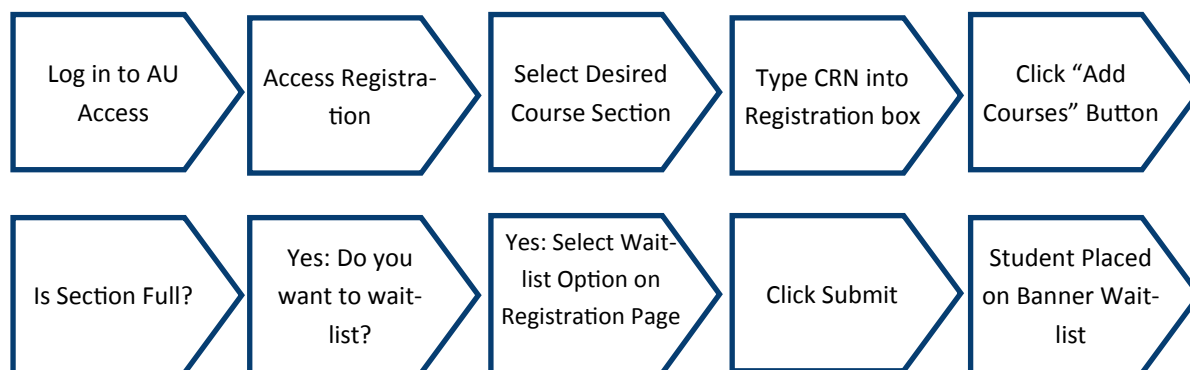
For more information: http://www.auburn.edu/academic/provost/undergrad_studies/tiger_advisor/faq_registering.html

WAITLISTING

Many students have faced the dilemma of closed classes during registration. They then either have to pick another class to take during that class period, go without taking that class, or figure out how to get placed on a waitlist within individual departments. The waitlisting process is quite different from one department to another. This makes understanding how to enroll in closed class all the more confusing.

However, Auburn has implemented the waitlisting feature within Banner to combat the confusion of multiple types/processes to waitlist for a class. Now, many classes will have waitlists that might not have had them in the past, and students will be able see where they are in the priority lists as well as avoid having to make a separate visit to departmental offices to get registered for classes. The waitlisting process will be more automated than in the past.

Disclaimer: This doesn't mean that ALL classes will use waitlisting, though. Some departments (for a variety of reasons) will still elect to use legacy systems, or not to use waitlisting at all. Students should check with individual departments to determine whether Banner waitlisting will be used for specific classes.



When a seat becomes available Banner will (by default) send a notification email to your Tigermail email address. It is important that you check your Auburn email on a regular basis so that you will be able to see if you've received this notification.

Where do I go if I Have Questions?

If you have questions about the use of a waitlist for a particular course, the best place to go for answers is the department in charge of that course. Departments across campus will implement waitlisting in various ways, so they are the best "first stops" for information.

Important Things to Remember

1) It is **VITAL** to make sure that you do not have registration holds on your records.

Registration holds will prevent you from registering for classes as well as placing yourself on a Banner waitlist. When schedules are purged due to non-payment, your registration

for all classes including those in a waitlist status will be deleted.

2) Banner waitlisting will enforce the same registration restrictions for waitlisting as it does for registration purposes. Some departments may elect to ease those restrictions for waitlisting purposes, but those decisions are made on a class by class basis. If you have questions about this, you should check with the departments.

3) You will receive **ONLY 1 email notification** of an available seat in a class. You **MUST** be sure to check your Auburn email address on a regular basis, or you will miss the chance to get a seat from the waitlist. If you miss your chance, you can place yourself on the waitlist again, but your priority will be at the bottom... you'll be last in line.

ACADEMIC POLICIES

Course Drop & Fee Policy

- First 15 class days: Last day to drop with no grade penalty (First 5 class days for summer semester). Last day for potential refund for dropped classes
- 16th day– mid-semester: Grade of “W” assigned
- After mid-semester: Cannot drop unless you have an extenuating circumstance
- This academic fee assessment dates can be found: http://www.auburn.edu/main/auweb_calendar.html

GAP Policy

- Students may delete a maximum of 3 grades of D, F, FA, or U from the calculation of their overall GPA. Any required course that is deleted must be repeated at Auburn. The grade will still appear on your transcript, but will not be used to calculate your overall GPA. Nursing admission is based on unadjusted GPA'S. Gapping courses is designed to give you a second chance to stay off suspension. Your adjusted GPA will not be honored by honor societies, professional schools, or honors graduation.

Transfer Credit

- Transfer grades do not affect your Auburn GPA. However, the School of Nursing will use them to calculate your overall GPA for admission to nursing school. The credit earned will affect your class standing, which may affect suspension.

Academic Warning & Suspension

- “Warning occurs when your overall GPA is below a 2.0 This means you are in danger of being suspended and should see your advisor IMMEDIATELY
- “After one semester of warning, you will be suspended if BOTH of the following are true:
 - Your most recent semester GPA is less than a 2.2
 - Your overall GPA is below that required for your class standing

Freshman	(1-29 earned hrs)	1.50 overall GPA required
Sophomore	(30-59 earned hrs)	1.80 overall GPA required
Junior	(60-89 earned hrs)	1.90 overall GPA required
Senior	(90 + earned hrs)	1.974 overall GPA required

COURSE EXEMPTIONS

Dependent upon the test scores received you may be eligible to receive course credit. The scores should be provided from the testing agency and home report copies are acceptable. Please call 334-844-2528 to verify what you are eligible to receive. Note, Auburn does not accept CLEP credit

- ACT (English) with a score of 30-34 will receive 3 hours credit for ENGL1100 (English Comp I).
- ACT (English) with a score of 35-36 will receive 6 hours credit for ENGL1100 &
- ENGL1120 (English Comp I & II).
- SAT (Verbal) with a score of 680-710 will receive 3 hours credit for ENGL1100 (English Comp I).
SAT (Verbal) with a score of 720 and above will receive 6 hours credit for ENGL1100 & ENGL1120 (English Comp 1 & II).

****Nursing does not accept AP credit in Science****


AP TEST	Score on AP Test			
	5	4	3	1-2
American Government	3 hrs credit for POLI 1090	3 hrs credit for POLI 1090	No Credit	No Credit
Art History	9 hrs credit for ARTS 1710, 1720 & 1730	6 hrs credit for ARTS 1710 & 1720	3 hrs credit for ARTS 1710	No Credit
Art Studio	6 hrs credit for ARTS 1110 & 1120	3 hrs credit for ARTS 1110	No Credit	No credit
Art General	6 hrs credit for ARTS 1110 & 1120	3 hrs credit for ARTS 1110	No Credit	No Credit
Biology	8 hrs credit for BIOL 1020 & 1030	8 hrs credit for BIOL 1020 & 1030	4 hrs credit for BIOL 1020 or 1000	No Credit
Chemistry	8 hrs credit for CHEM 1030, 1031, 1040 & 1041	4 hrs credit for CHEM 1030, & 1031	No Credit	No Credit
Comparative Government	3 hrs credit for POLI 3120	3 hrs credit for POLI 3120	No Credit	No Credit
Computer Science (A)	3 hrs credit for COMP 1210	3 hrs credit for COMP 1210	No Credit	No Credit
Computer Science (AB)	3 hrs credit for COMP 1210 and 4 hrs credit for 2210	3 hrs credit for COMP 1210 and 4 hrs credit for 2210	No Credit	No Credit
Economics (Micro)	3 hrs credit for ECON 2020	3 hrs credit for ECON 2020	No Credit	No Credit
Economics (Macro)	3 hrs credit for ECON 2030	3 hrs credit for ECON 2030	No Credit	No Credit
English (Language and Literature)	6 hrs credit for ENGL 1100 and ENGL 1120	3 hrs credit for ENGL 1100	No Credit	No Credit

AP TEST	Score on AP Test			
	5	4	3	1–2
Environmental Science	4 hrs SCMH COR2	4 hrs SCMH COR2	No Credit	No Credit
Foreign Language	8 lower division hrs equiv. to 1010 & 1020	8 lower division hrs equiv. to 1010 & 1020	4 lower division hrs equiv. to 1010	No Credit
Human Geography	3 hrs credit for GEOG 1010 (Global Geography) or 2010 (Cultural Geography)	3 hrs credit for GEOG 1010 (Global Geography) or 2010 (Cultural Geography)	No Credit	No Credit
American History	6 hrs credit for HIST 2010 & 2020	3 hrs credit for HIST 2010 and exemption from HIST 2020	No Credit	No Credit
European History	6 hrs credit for HIST 1010 & 1020	3 hrs credit for HIST 1010 and exemption from HIST 1020	No Credit	No Credit
World History	6 hrs credit for HIST 1010 & 1020	3 hrs credit for HIST 1010 and exemption from HIST 1020	No Credit	No Credit
Math: Calculus AB	7 hrs credit for MATH 1130 & 1610	7 hrs credit for MATH 1130 & 1610	7 hrs credit for MATH 1130 & 1610	No Credit
Math: Calculus BC	11 hrs credit for MATH 1130, MATH 1610 & 1620	11 hrs credit for MATH 1130, MATH 1610 & 1620	11 hrs credit for MATH 1130, MATH 1610 & 1620	No Credit
Physics B	8 hrs credit for PHYS 1500 & 1510	4 hrs credit for PHYS 1500	No Credit	No Credit
Physics C Mechanics	4 hrs credit for PHYS 1600	4 hrs credit for PHYS 1600	No Credit	No Credit
Physics C Electricity & Magnetism	May take PHYS 2200. After successfully completing PHYS 2200, the student will receive credit for PHYS 1600 and will not be required to take 1610	May take PHYS 2200. After successfully completing PHYS 2200, the student will receive credit for PHYS 1600 and will not be required to take 1610	No Credit	No Credit
Psychology	3 hrs credit for PSYC 2010	3 hrs credit for PSYC 2010	No Credit	No Credit
Statistics	3 hrs credit for STAT 2510	3 hrs credit for STAT 2510	3 hrs credit for STAT 2510	No Credit

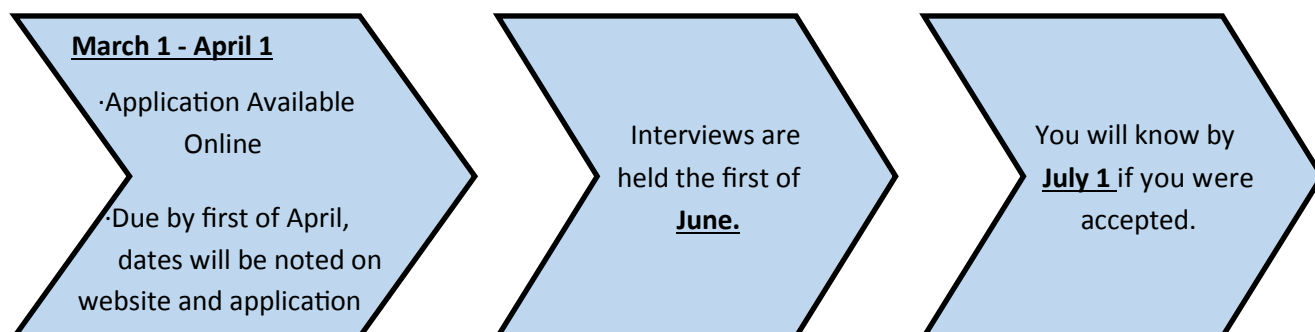
NURSING ADMISSIONS

We accept applications twice a year, Fall & Spring.

Fall Cohort:



Spring Cohort:



****Applications are removed from website 2 weeks prior to deadline****

General Application Information:

Students must meet the following criteria to be considered for admission to the upper division nursing program. Meeting minimum requirements Does Not guarantee admission.

- Applicant must be accepted or readmitted to Auburn University in order to be eligible to complete Nursing application
- Applicants must earn a minimum GPA of 2.5 on all college work attempted. Preference will be given to those with higher GPA's. Admission decisions will be made on non-adjusted GPA's
- Applicants must earn a "C" or better in all prerequisites and upper division nursing courses.
- Applicants must have successfully completed at least 3 of the 5 science courses and have no more than 22 prerequisite hours outstanding at the end of the semester in which you apply to be eligible to apply
 - Biology 1020,1021: Principles of Biology with Lab
 - Chemistry 1030, 1031: Fundamentals of Chemistry I with Lab
 - Biology 3200: Microbiology with Lab
 - Biology 2500: Anatomy and Physiology I with Lab
 - Biology 2510: Anatomy and Physiology II with Lab

NURSING ADMISSIONS (CONT.)

An application information session will be held in the Fall of every academic year.

An interview information session and mock interviews for both Fall and Spring Cohorts will be held in February of every academic year.

ACADEMIC YEAR

2014-2015

Fall 2014 Cohort:

- 180 applicants
- 95 admitted
- Average GPA: 3.6

Spring 2015 Cohort:

- 140 applicants
- 95 admitted
- Average GPA 3.25

General Tips for the Application

1. Don't over think it, it is that simple.
2. Transcripts for each college that you have taken a course are needed. Even if all courses are listed on your Auburn Unofficial, we still need it from that specific college/university
Good News: They don't have to be official. You can print them yourself
3. We will accept emails, letters, or volunteer/work forms for your volunteer information
4. We will not accept letters of recommendation
5. Make sure you look over the application carefully to be sure all areas or filled out or signed in its entirety.

TUITION & FEES

Following are estimated costs for the 2014-2015 academic school year (Fall and Spring semesters at Auburn University for tuition, books, and supplies. Costs may vary depending on individual conditions.

Undergraduate Tuition

School of Nursing Tuition and Fees (Alabama Residents)	\$10,200
School of Nursing Tuition and Fees (Out of State Residents)	\$27,387

Other Expenses (estimated)

Uniforms	\$200
Books and Supplies	\$2,000
HESI Examination (per semester)	\$110-\$150
*School of Nursing Professional Fee (Total for 5 semesters)	\$4,800
**Mandatory Liability Insurance (per year)	approx. \$20

*students are charged \$200 per clinical credit hour each semester

**Liability insurance is required of all students taking clinical courses and will be purchased through the School of Nursing upon initial enrollment

Tuition and Fees are subject to change by the Board of Trustees at the beginning of any term.

AUSOM

AUSOM: Auburn University Scholarship Opportunity Manager

Through AUSOM you can view available scholarships you may be eligible to receive, complete scholarship applications, accept your awards, and much more.

Incoming freshmen must apply through AUSOM by December 1 to receive consideration for Freshmen Scholarships and priority consideration for General Scholarships.

Incoming transfer students and current Auburn students must apply through AUSOM by June 1 to receive consideration for General and Departmental Scholarships.

Visit <http://www.auburn.edu/scholarship/ausom/>

FERPA

FERPA (Family Education Rights and Privacy Act)- a federal law that governs release of and access to student education records.

1. The right to inspect and review your education record within a reasonable time after the University receives a request for access. If you want to review your record, contact the Office of the Registrar to make appropriate arrangements.
2. The right to request an amendment of your education record if you believe it is inaccurate or misleading. If you feel there is an error in your record, you should submit a statement to the Office of the Registrar, clearly identifying the part of the record you want changed and why you believe it is inaccurate or misleading. The Office of the Registrar will perform an investigation of the inaccuracy, notify you of their findings, and advise you regarding appropriate steps if you do not agree with the decision.
3. The right to consent to disclosure of personally identifiable information contained in your education records, except to the extent that FERPA authorizes disclosure without consent. One exception which permits disclosure without consent is disclosure to school officials with "legitimate educational interests." A school official has a legitimate educational interest if the official has a "need to know" information from your education record in order to fulfill his or her official responsibilities. Examples of people who may have access, depending on their official duties, and only within the context of those duties, include: college faculty and staff, agents of the institution, students employed by the institution or who serve on official institutional committees, and representatives of agencies under contract with the University.
4. The right to file a complaint with the U.S. Department of Education concerning alleged failures by the University to comply with the requirements of FERPA.

Release of student record information is generally not done at Auburn University without the expressed, written consent of the student. There are, however, some exceptions.

For example, directory information includes the following, and may be released without the student's consent:

- name
- email address
- local address and associated telephone number
- mailing address and associated telephone number
- major field of study
- dates of attendance
- place of birth
- degrees and awards received
- student's participation in officially recognized activities
- student athlete's weight and height, and photographs (including ID pictures).

At any time you have the right to withhold the release of directory information. Please notify the Office of the Registrar for a confidentiality block to be placed on your records.

Please note two important details when placing a confidentiality block on your record:

1. The University receives many inquiries for directory information from a variety of sources outside the institution, including friend's parents, relatives, prospective employers, the news media and honor societies. Placing a confidentiality block on your record will preclude release of such information, even to those people.
2. If participating in commencement and have placed confidentiality block on your record, your name will not be printed in any documentation, including the commencement program.

For any educational information to be released to any third party or parent, a student must grant permission through our electronic release program, Gateway to Grades. This can be accessed through your Tigeri. We encourage students to utilize this program as it facilitates communication between parents and students concerning the student's educational pursuits.

All the rights and protections given to students under FERPA belong to the student, however, information in student records may be provided to parents/legal guardians without the written consent of the student if the eligible student is a financial dependent of his or her parents/legal guardians as defined under Section 152 of the Internal Revenue Code of 1986.

Parents may request access to records by submitting a Record Release/ FERPA form and have a copy of their tax transcript sent to Auburn University.

You can obtain your tax transcript for free at www.irs.gov.

Once both articles are received by the Office of the Registrar, parents may have full disclosure to their student's educational records. The Record Release/ FERPA form can be found and downloaded [here](#). This may be mailed, faxed, scanned and e-mailed to the Office of the Registrar.

FAX #: 334-844-6444

E-mail: laf0009@auburn.edu

Address:

**Office of the Registrar
152 South College St.
Auburn, AL 36849-5146**

Additional information on FERPA may be found at the website of the Department of Education at <http://www.ed.gov/policy/gen/guid/fpco/ferpa>. 16

WAYS TO BE INVOLVED

We encourage all students, both Pre-Nursing and current Nursing students to get involved! Below are some ideas to be involved.

1. Join a Learning Communities course

What is a Learning Community?

Learning Communities are comprised of 25 students who are co-enrolled in three core courses surrounding a particular theme or interest. The curriculum fulfills major and core requirements. It provides a supportive environment to help transition to college. Students create a network of fellow students, peer educators, and professors. Find out more information using the link below.

[Learning Communities Link](#)

*“My learning community really helped a large campus feel small to me as a freshman”
-Charlsie Cofield
Current Nursing Student*

2. Join Auburn’s Student Nurses Association

- Emails will be sent the first of each semester to all Pre-Nursing/Nursing students about meeting dates and activities

3. Become a Nursing Student Ambassador

- For more information visit http://www.auburn.edu/academic/nursing/nurse_students/nursstudentambass.html

4. Get involved with other organizations on campus.

- visit <https://auburn.collegiatelink.net/organizations>



“Auburn Nursing opened doors beyond a hospital room and showed me all aspects of the emerging health care system, as I learned from the most qualified professionals. As a new nurse, I walk into work feeling equipped with not only the technical skills I need, but more importantly the compassion and leadership I was able to foster during my time at Auburn. “

**Katie Robbins BSN, RN
Neuro/Orthopedic Nurse
Trinity Star in Nashville, TN**

COMMON TERMS

Academic Year– Refers to Fall, Spring, and Summer semesters occurring in one calendar year

CRN- Course registration number

Co-Requisite– A course to be taken, or a requirement to be fulfilled, at the same time you are taking a particular course.

Credit Hours- Refers to the number of credits or units earned by successfully completing a course. This is approximately equal to the number of hours the class meets per week; also referred to as semester hours. .

DROP/ADD: The process of adding or removing a course or courses from a schedule. Most dropping and adding can be done using Tigeri

GPA: The result of dividing the total number of quality points earned by a student by the total number of graded credit hours of course work the student has attempted. GPA calculators can be found at <https://cws.auburn.edu/provost/gpacalc/calculator>

MAJOR: Concentrated study in a subject area of special interest.

MINOR: An optional secondary field of study requiring fewer credits than a major.

PREREQUISITE: A course to be completed or a level of skill or knowledge to be demonstrated before you may enroll in a particular course or degree program or associate with a particular college.

QUALITY POINTS: The number of quality points earned for each course completed is computed by multiplying the value of the grade received in the course (A= 4, B = 3, etc.) by the number of credit hours assigned to the course. Example: an A in Computer Science 102, a 4-credit-hour course, totals 16 quality points (4 x 4) for the work.

STUDENT ID NUMBER: Unique nine-digit number generated for students upon admission to the University.

TRANSCRIPT: An official record of attempted coursework from all institutions attended obtained in the records office.

FAQ

1. What is your pass rate on the NCLEX?

- In 2014 we had an average of 89.26%; State Average: 82%; National Average: 81%

2. How can I apply for Scholarships if I plan to start Spring semester in Nursing School?

- If you are applying for the Spring cohort and would like to be considered for departmental scholarships. Be sure to complete your application no later than June 1st. You can find more information about scholarships: <http://www.auburn.edu/scholarship/ausom/>

3. Can I take classes back home over the summer?

- We have several students take courses at a community college or a university closer to home over the summer. We recommend that you take as few transfer hours as possible in order to stay competitive. Also be sure that the course you plan to take will transfer over as the equivalent course at Auburn. For more information visit the link below or make an appointment with your advisor:

http://www.auburn.edu/administration/registrar/helpful_resources/enrollment/transient-approval.html

4. What if I want to change my major out of Nursing?

- Visit 108 Miller Hall and ask for your folder. A simple form will need to be filled out. After obtaining your folder, we highly suggest that you make an appointment with your new major's advisors to discuss pre-requisites.

5. What happens if I/my student doesn't get into Auburn Nursing?

- Make an appointment with our advisor to help figure out the best options available to you

6. What is the preferred technology for the Nursing school?

- At this time, Auburn Nursing doesn't have a preferable technology

FORMS & LINKS

2014-2015 AU Bulletin: <https://fp.auburn.edu/writing/writingcenter.aspx>

Medical Clinic: <https://cws.auburn.edu/aumc/>

Student Counseling Services: <http://www.auburn.edu/scs/>

Career Resources: <http://www.auburn.edu/career/>

AU Student Handbook: http://www.auburn.edu/student_info/student_policies/

Miller Writing Center: <https://fp.auburn.edu/writing/writingcenter.aspx>

Ralph Brown Draughon Library: <http://www.lib.auburn.edu/>

FORM:

1. Curriculum Worksheet
2. Curriculum Checklist
3. Humanities/Social Science Options
4. Volunteer Form

FRESHMAN YEAR	
FALL SEMESTER	SPRING SEMESTER
ENGL 1100 English Comp I..... 3 Core Fine Art..... 3 MATH 1120 Pre-Cal Algebra 3 CORE Social Science ¹ 3 BIOL 1020/1021 Principles of Biol..... 4	ENGL 1120 English Comp II..... 3 HIST 1010 OR 1020 WLD HIST I/II..... 3 CHEM 1030 Fund. of Chemistry I..... 3 CHEM 1031 Chem I Lab..... 1 NTRI 2000 Nutrition and Health..... 3 Core Social Science ² 3
SOPHOMORE YEAR	
Core Literature I..... 3 Core Social Science 3 BIOL 2500 Human A & P I..... 4 PHIL 1020 or 1030 Intro to Ethics or Ethics and Health Sciences... 3 STAT 2510 Statistics for Biol. 3	BIOL 2510 Human A & P II..... 4 BIOL 3200 Gen Microbiology..... 4 Core Literature II. 3 HDFS 2010 Lifespan Human Devlp 3
Semester 1	Semester 2
Upper Division	
NURS 3110 Theoretical Concepts..... 3 NURS 3130 EBS, Assmt & Hlth Prom..... 4 NURS 3141 Concepts & EBS for Nurs..... 3 BIOL 3123 Nurs. Pathophysiology..... 3	NURS 3210 Clinical Pharmacology 2 NURS 3220 Evidence Based Practice..... 2 (cohort 1 only) NURS 3230 Acute Care Across Lifespan 6 NURS 3231 Acute Care Across Life Clin 4
Semester 3	Semester 4
Upper Division	
NURS 3330 Child Family & Rep Hlth 4 NURS 3331 Child Family & Rep Hlth Clin 2 NURS 3340 Prof. Nurs Across Populations 3 NURS 3341 Prof. Nurs Across Populations Clin..... 3 NURS 3220 Evidence Based Practice..... 2 (cohort 2 only)	NURS 4230 Chronic Cond Acr Lifespan 5 NURS 4231 Chronic Cond Acr Lifespan Clin 5 NURS 4810 Prof Nurs Ldship in Microsystems. 2
Semester 5	OPTIONAL Nursing Elective (offered Fall semesters only)
Upper Division	
NURS 4910 Prof Nurs Leadership..... 3 NURS 4911 Leadership Practicum..... 2 NURS 4920 Transition to Prof Nurs. 2 NURS 4921 Nursing Preceptorship..... 5 UNIV 4AAO NU1 Undergrad Graduation 0	NURS ELECTIVE 2
TOTAL 125-127 SEMESTER HOURS	

- Option for courses labeled core are in the Auburn University Bulletin (www.auburn.edu/bulletin) under Core Curriculum
- ¹Students must choose between PSYC 2010 Intro to Psychology or SOCY 1000 Sociology Global Perspective.
- ²Students who complete HIST sequence other than HIST 1010 and 1020 should see an advisor for CORE SOCIAL SCIENCE choices.
- Students must complete all requirements for PNUR prior to beginning the Upper Division Nursing Program. Students must complete all PNUR prerequisites with a "C" or better.

**SCHOOL OF NURSING
GENERIC LOWER DIVISION CURRICULUM**

Name _____

Curriculum: _____

ID# _____

2ND Deg.

Prerequisite Course	AU Course #	Credit Hours	Art.	Other Institution Course Number	When Completed	Grade	SLO	
AREA I Eng. Comp I	ENGL 1100/1107	3						
Eng. Comp II	ENGL 1120/1127	3						
AREA II Core Literature		3						
Core Literature Or Humanities		3						
Fine Arts		3						
Ethics & Health Sciences	PHIL 1020 Or 1030	3						
AREA III PreCal w/Algebra	MATH 1120	3						
Biology w/Lab	BIOL 1020/1021	4						
Fund. Of Chemistry w/Lab	CHEM 1030/1031	4						
AREA IV Core History		3						
Core History Or Social Science		3						
Core Social Science	PSYCH 2010 Or SOCY 1000	3						
Core Social Science		3						
AREA V Nutrition	NTRI 2000	3						
Microbiology w/Lab	BIOL 3200	4						
A&P I w/Lab	BIOL 2500	4						
A&P II w/Lab	BIOL 2510	4						
Lifespan Human Development	HDFS 2010	3						
Statistics For the Health Sciences	STAT 2510	3						

AU Hours:

Overall GPA:

T'fer Hours:

PNUR GPA:

HUMANITIES

If you are a member of the Honors College, you may choose the honors sections of these courses. Please check your honors materials for further instructions. Typically honors sections of courses end with a "7" (EX. ENGL 1107 instead of ENGL 1100). Please check with the Honors College for any questions you may have about how their requirements for the core curriculum impact your degree program.

Core Literature

(Reminder: If choosing the "two literature and one history" option of the Humanities/Social Sciences requirements, the two lit courses must be a sequence)

• ENGL 2200/ENGL 2207	World Literature I	3 hrs
• ENGL 2210/ENGL 2217	World Literature II	3 hrs
• ENGL 2230	British Literature I	3 hrs
• ENGL 2240	British Literature II	3 hrs
• ENGL 2250	American Literature I	3 hrs
• ENGL 2260	American Literature II	3 hrs

Core Fine Arts

• ARCH 2600	The Art of Architecture	3 hrs
• ARTS 1510	Looking at Art :App. To Inter.	3 hrs.
• ARTS 1710/ARTS 1717	Art History I (Ancient times)	3 hrs
• ARTS 1720/ARTS 1727	Art History II (1000 -1700 AD)	3 hrs
• ARTS 1730/ARTS 1737	Art History III (1800-Present)	3 hrs
• ENVD 2040	Design, Invention & Society	3 hrs
• MUSI 2730/MUSI 2737	Appreciation of Music	3 hrs
• MUSI 2740	Survey of Popular Music	3 hrs
• MUSI 2750	Music & Science	3 hrs
• MDIA 2350	Introduction to Film Studies	3 hrs
• THEA 2010/THEA 2017	Introduction to Theatre	3 hrs

General Humanities

• PHIL 1010/PHIL 1017	Introduction to Logic	3 hrs
• PHIL 1020/PHIL 1027	Introduction to Ethics	3 hrs
• PHIL 1030/PHIL 1037	Ethics and Health Sciences	3 hrs
• PHIL 1040	Business Ethics	3 hrs
• PHIL 1050	Philosophy East & West	3 hrs
• PHIL 1060	Political Philosophy	3 hrs
• PHIL 1070	Philosophy of Art, Value, & Society	3 hrs
• PHIL 1080	Philosophy of Religion	3 hrs
• PHIL 1090	Philosophy of Race & Gender	3 hrs
• PHIL 1100	Intro to Philosophy	3 hrs
• UNIV 2710/HONR 2717	Human Odyssey I	3 hrs
• COMM 1000	Intro to Public Speaking	3 hrs
• FLGC 1150	Global Fluency & Awareness	3 hrs
• HONR 1017	Technology & Culture II	3 hrs

SOCIAL SCIENCE OPTIONS

Students who receive core History credit for AP American History or transfer credit for American History must complete one of the following: ECON 2020, ECON 2030, POLI 1050, or POLI 1090

• ANTH 1000	Introduction to Anthropology	3 hrs
• GEOG 1010/GEOG 1017	Global Geography	3 hrs
• PSYC 2010/PSYC 2017	Introduction to Psychology	3 hrs
• SOCY 1000/SOCY 1007	Sociology Global Perspective	3 hrs
• ECON 2020/ECON 2027	Microeconomics	3 hrs
• ECON 2030	Macroeconomics	3 hrs
• POLI 1050/POLI 1057	Global Politics & Issues	3 hrs
• POLI 1090/POLI 1097	American Government	3 hrs
• HONR 1007	Technology & Culture I	3 hrs*
• HONR 1027	Sustainability & Our World I	3-6 hrs*
• HONR 1037	Sustainability & Our World II	3-6 hrs*
• UNIV 2720/HONR 2727	Human Odyssey II	3 hrs

*These are Honors College courses. If you are in the Honors College, please check with that advisor for more details

Volunteer/Work Verification Form

Last Name _____ First Name _____
Volunteer Agency _____ Agency phone # _____
Volunteer Contact _____ Hours Completed _____
Date of Volunteer Hours _____
Description of service provided:

Your Signature _____ Date _____

Volunteer Contact Signature _____ Date _____

By signing this form I verify that I have completed the volunteer hours as stated.

Volunteer/Work Verification Form

Last Name _____ First Name _____
Volunteer Agency _____ Agency phone # _____
Volunteer Contact _____ Hours Completed _____
Date of Volunteer Hours _____
Description of service provided:

Your Signature _____ Date _____

Volunteer Contact Signature _____ Date _____

By signing this form I verify that I have completed the volunteer hours as stated.