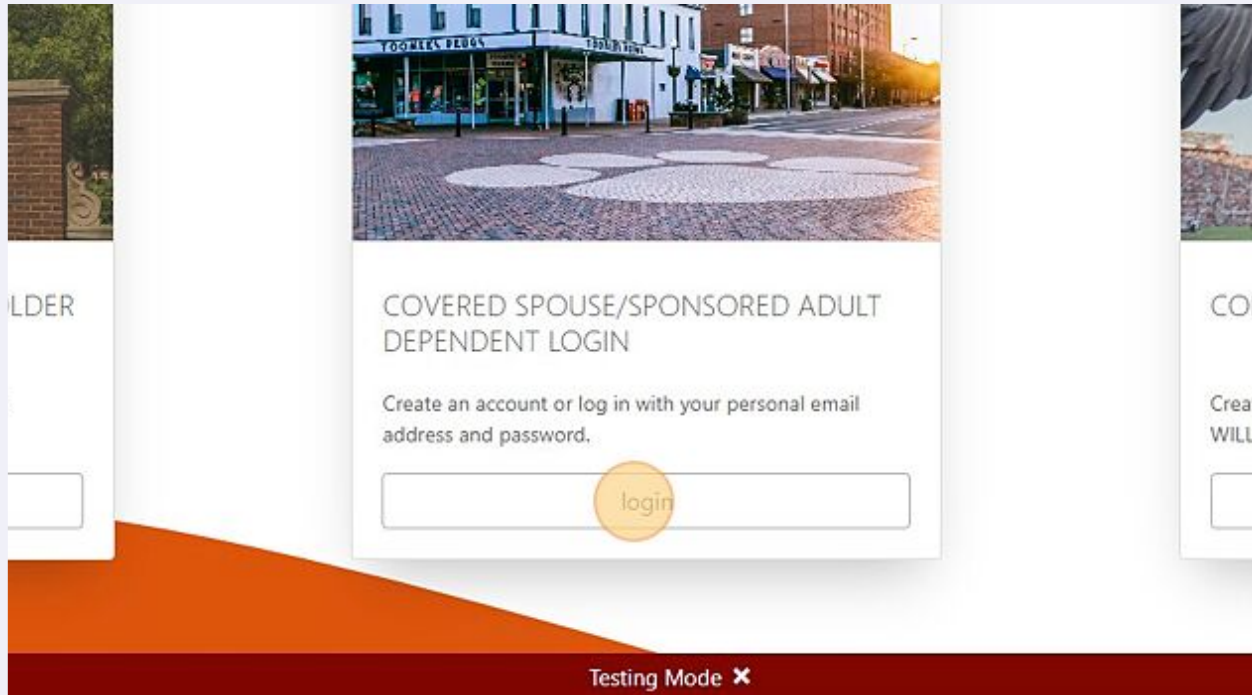


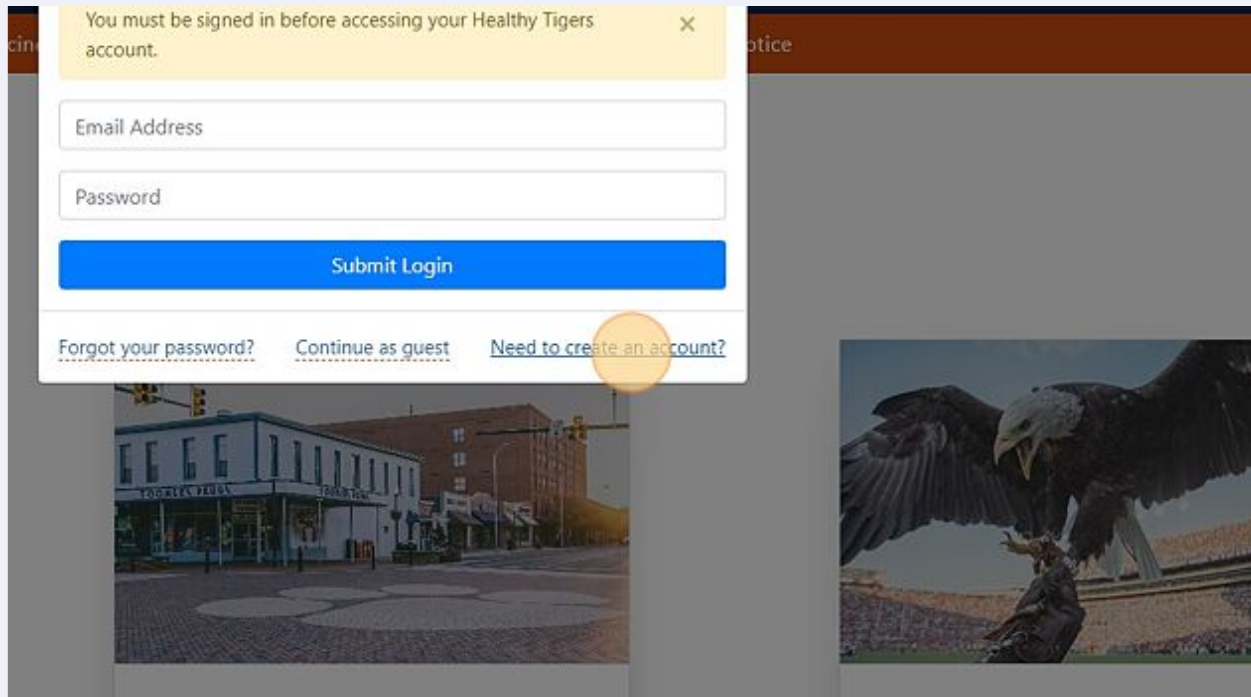
# Creating a Healthy Tigers Scribe Account as a Dependent

1 Navigate to [cws.auburn.edu/HealthyTigers](https://cws.auburn.edu/HealthyTigers)

2 Click "login"



3 Click "Need to create an account?"



4 Enter your information.

## Create Account

Required fields are marked by \*

### Personal Information

**IMPORTANT: Name MUST match name associated with insurance policy.**

<b>First Name *</b>	<input type="text" value="Enter Your First Name"/>	<b>Maiden/Middle Name (Optional)</b>	<input type="text" value="Enter Your Maiden/Middle Name"/>
<b>Date Of Birth *</b>	<input type="text" value="Enter Your Date of Birth"/>	<b>Phone Number*</b>	<input type="text" value="Enter Your Phone Number"/>

### Permanent Address

**Street Address Line 1\***

Please start typing your address and select the closest match from the Google Maps suggestions

**Street Address Line 2 (Optional)**


5

Click "Submit" and you're done!

*Your password must be at least 8 characters long and contain at least one of each of the following: lowercase letters, up*  
**IMPORTANT: Dependent accounts cannot be created using the account policy holders email address. Each**

<b>Email Address *</b>	<b>Confirm Email Address *</b>
<input type="text" value="Enter Your Email Address"/>	<input type="text" value="Enter Your Email Address"/>
<b>Password *</b>	<b>Confirm Password *</b>
<input type="text" value="Enter Your Password"/>	<input type="text" value="Confirm Your Password"/>

---

	<b>Contact</b>	<b>Connect</b>
	Auburn University Auburn, Alabama 36849 (334) 844-4000 <a href="#">Report an Issue</a>	<a href="#">Facebook</a> <a href="#">Twitter</a> <a href="#">Instagram</a> <a href="#">YouTube</a>